

Society of Radiographers of South Africa

NEWSLETTER

September 2024



MESSAGE FROM THE PRESIDENT

We are delighted to share our 2024 newsletter with you, our members. This is one of the strategies we are using to keep you informed of SORSA's activities and work to advance the profession in line with SORSA's mandate.

This newsletter gives you a sense of the activities that EXCO and National Council members were engaged in to represent the interests of our members and advance the profession. I wish to thank each of our members for their continued support. I also wish to express my gratitude to members of EXCO and National Council for their dedicated voluntary service to the Society in order to achieve its mission.

Riaan van de Venter



Contents

- EXCO activities
- SORSA CPD events
- SORSA CPD/CEU submission to HPCSA
- ISRRRT World Congress 2024
- SORSA membership

EXCO ACTIVITIES

December 2023-April 2024

- SORSA was represented at the Durban University of Technology (DUT) advisory board meeting.
- SORSA participated in the Cape Peninsula University of Technology (CPUT) first year orientation programme. SORSA's representative shared details about SORSA.
- SORSA was represented at the National Department of Health (NDoH) ICSP meeting for community service placements. There were a number of radiotherapy graduates who were not placed due to financial constraints on the part of NDoH. SORSA provided inputs on the impact on patients and service delivery that such none placement of graduates may have with respect to service delivery as well as the registration of these graduates.
- SORSA's report on the 2023 Congress, in association with ISMRT, and the upcoming 2025 Congress, in association with IAFR, was published in the January 2024 newsletter of the ISRRT Newsletter.
- SORSA participated in the African Regional Cooperative Agreement for Research, Development and Training related to Nuclear Science and Technology (AFRA) regional meeting on radiation protection in paediatric and pregnant patients under the regional project RAF 9064 was hosted by the International Atomic Energy Agency (IAEA) from 4 - 8 December 2023 in Vienna, Austria. Each member country at the meeting presented on the status with respect to radiation protection in pregnant and paediatric patients in their individual institutions/countries as per the template that was circulated prior to attending the meeting. The objective of the meeting was to improve the capacity of AFRA states in radiation protection of patients in line with the new international safety standards. Based on the template provided by the IAEA, SORSA presented a PPT presentation on the following: radiation protection education and training modules, the number of dedicated paediatric hospitals in South Africa, the number of paediatric radiologists/radiographers in South Africa, clinical indications for imaging pregnant patients, clinical indications for imaging paediatric patients, the person/s responsible at each institution (healthcare facility) who is primarily responsible for justification of radiological examinations in paediatric patients, the person/s primarily responsible for justification of radiological examinations in pregnant patients at the relevant institutions(healthcare facilities), use or non-use of contact shielding tools in pregnant/paediatric patients, details of different CT protocols for paediatric and adult patients, clinical audits of performing imaging examinations on pregnant and paediatric patients, comparative use of radiation exposure to your paediatric patients with specific paediatric diagnostic reference levels, and proposed ways in which to improve local practices in radiation protection of pregnant and paediatric patients.
- SORSA, at the invitation of the editor, contributed to a textbook to be published by Springer on artificial intelligence (AI) in radiography. SORSA's contribution covered the panel discussion on AI at the 2019 congress, as well as several virtual symposia and webinars from 2020 to 2023: the focus of the contribution was what SORSA has done to raise awareness about AI artificial intelligence and its role in clinical practice, ethics, and dose reduction.
- SORSA met with Discovery medical scheme representatives to discuss and unpack private practice and coding matters and challenges. A way forward on ethical coding guidelines is being explored by SORSA.
- SORSA met with Life Healthcare representatives to discuss matters of mutual interest and possible collaboration. The representatives of Life Healthcare indicated a possible collaboration in terms of continuing professional development. Feedback is awaited.

- SORSA is finalising the joint position statement on the use of C-arms in theatre with the South African Association of Physicists in Medicine and Biology (SAAPMB). Additional endorsements by other stakeholders are being sought and when finalised, the position statement will be published SORSA's web and Facebook page.
- Based on concerns of members, a letter was sent to SAPHRA re: their dental imaging guidelines and awareness creation among dentists and oral health professionals. SORSA recommended that SAPHRA should send their dental imaging guidelines to the HPCSA Professional Boards regulating dentists and oral health professionals to create awareness among them about these important guidelines to ensure patient and personal safety.
- A letter was sent to the RCT Board at the HPCSA re: the forensic radiography guidelines. SORSA listed concerns pertaining to the guidelines on forensic radiography guidelines developed by the RCT Board and recommended some revisions.
- SORSA participated in meetings to discuss who would host PACORI 2025 as well as venue. The proposed venue is Nairobi, Kenya 24-28 September 2025.
- Based on requests from members SORSA submitted a letter to the Minister of Health's office in terms of being kept abreast on NHI matters and willingness to provide inputs. As a result of the letter the Department of Health participated in a NHI webinar.
- SORSA signed an MoU with the ISMRT to promote MRI best practice and education among members of both societies.
- SORSA met with SAAPMB to discuss areas of mutual interest, in particular DRLs in South Africa, and the way forward. There was consensus on working together to give effect to AfroSafe. This collaboration is a work in progress.



Society of Radiographers
of South Africa

SORSA CPD EVENTS

Fozy Peer (SORSA Public Liaison Officer)

The Society of Radiographers of South Africa (SORSA) actively encourages the continuing professional advancement of radiographers, and to this end it regularly holds CPD activities and congresses which are open to all interested persons. SORSA promotes life-long learning and is committed to keeping our members up to date with current radiographic trends and issues by hosting regular CPD activities. These CPD activities may be hosted in-person and/or virtually. In this way, the Society takes a more active role in striving to improve technical and ethical standards within the profession, while at the same time offering its members the opportunity for both personal and professional growth.

1. SORSA Webinars (usually of 1-hour duration, held in the evening)

The **SORSA 1/24 webinar**, which was hosted on the 5 March 2024, entitled '**AI in Radiographic Imaging**'. There were 2 speakers, namely, Prof Essam El Naqa, from Tampa in Florida USA, who spoke on 'The impact and ethics of AI in radiographic imaging and radiotherapy' and Prof Chris Trauernicht from Cape Town in South Africa, who addressed the meeting on 'AI and radiation dose'.

Both presentations were very interesting and stimulated much discussion during the Q&A sessions. There were 320 attendees, with members attending free of charge and non-members having to pay R75. The meeting was accredited for 1 x Ethics CEU.

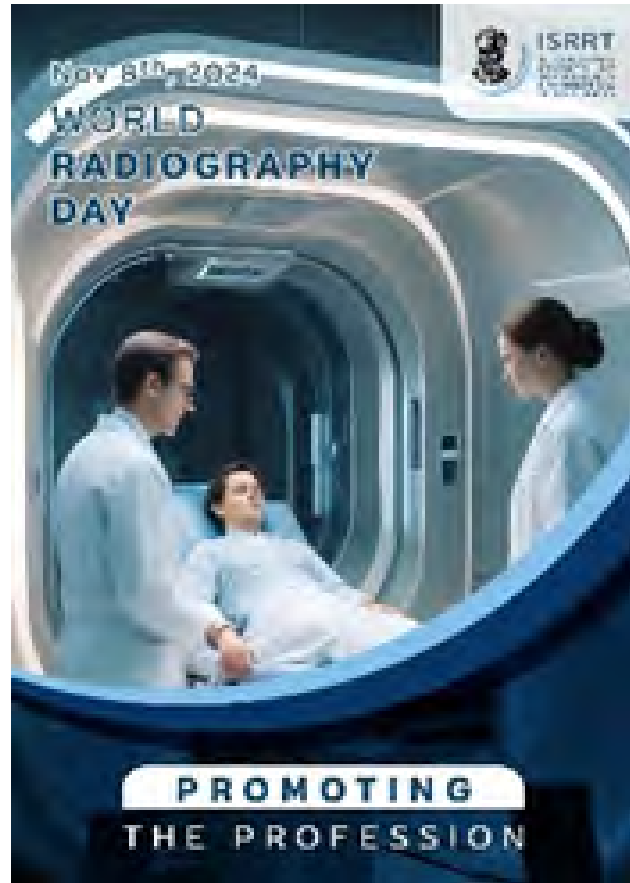
The poster for the SORSA 1/24 Webinar, titled 'AI in Radiographic Imaging', is dated Tuesday 5 March 2024, from 19h00 to 20h00. It features the SORSA logo and the text 'The Society of Radiographers of South Africa (SORSA) presents: SORSA 1/24 Webinar AI in Radiographic Imaging'. Two speakers are listed: Dr Fozy Peer, SORSA Public Liaison, and Dr Essam van de Venst, SORSA President. The main content area includes two speaker profiles: Prof Essam El Naqa (USA), Head of Department of Machine Learning, Muthi Cancer Center, Tampa, Florida, with the topic 'The impact and ethics of AI in radiographic imaging and radiotherapy'; and Prof Chris Trauernicht (SA), Head, Division of Medical Physics, Stellenbosch University, with the topic 'AI and Radiation Dose'. A graphic of a human figure with data points is also present. The cost is listed as 'SORSA Members | Free' and 'Non-Members: R75'. Accreditation is noted as 'Accreditation requested for 1 Ethics CEU'. The registration link is <https://consultus.eventsair.com/sorsa-124-webinar>.

The **SORSA 2/24 webinar** entitled '**National Health Insurance (NHI) – Implementation**', was a very informative update presented by Prof Nicholas Crisp from the National Department of Health hosted on 23 April 2024.

The event was accredited for 1 x Ethics CEU. There were 211 registered attendees – registration was free and limited to SORSA members.

The poster for the SORSA 2/24 Webinar, titled 'NHI: Update by the Dept of Health', is dated Tuesday 23 April 2024, from 19h00 to 20h00. It features the SORSA logo and the text 'The Society of Radiographers of South Africa (SORSA) presents: SORSA 2/24 Webinar NHI: Update by the Dept of Health'. The speaker is Prof Nicholas Crisp, Deputy Director General, National Health Insurance, National Department of Health. A graphic of a medical machine is shown. The South African Department of Health logo is also present. A circular badge with the text 'It's typical !!' is visible. The registration link is <https://consultus.eventsair.com/sorsa-224-webinar>.

The **SORSA 3/24 webinar** is planned for 5 November 2024 to coincide with World Radiography Day celebrations. As a proud member of the ISRRT, SORSA's theme will follow the ISRRT-WRD theme, that is, 'Promoting the profession'.



2. SORSA Virtual Symposium (3 to 4-hour duration on Saturday morning)

The **SORSA 9th Virtual Symposium** was hosted on Saturday 27 July 2024. Seven phenomenal invited speakers presented on issues related to 'Radiation Protection'. The event was accredited for 2 general and 1 ethics CEU. Virtual participation was complimentary for SORSA members and R100 for non-members.

The Society of Radiographers of South Africa (SORSA) presents:

9th VIRTUAL SYMPOSIUM

Radiation protection

2024 Saturday 27 July 2024 Time 0:900 - 12:30 SORSA members – complimentary Non-members – R100

Accreditation requested for 2 General and 1 Ethics CEU

Visit the website on <https://consultus.eventsair.com/sorsa-9th-virtual-symposium> for more information

Speakers:

- Dr Fozy Peer, Sorsa Public Liaison
- Dr Riaan van de Venter, Sorsa President
- Prof Joanna Kozmía-Brown, Past-President World Federation of Paediatric Imaging (WFPI), Bristol, UK
- Ms Hafsa Essop, Lecturer, Univ of Pretoria, South Africa
- Prof Dina-Salama Husseiney, Msr University for Science and Technology, Cairo, Egypt
- Prof Madan Rehani, Post President, IOMP, Boston, USA
- Dr Suvama Indermun, Faculty of Dentistry, Univ of Western Cape, South Africa
- Dr Henra Muller, Dept of Clinical Sciences, CUT, South Africa
- Ms Chadia Riek, IAEA, Vienna, Austria

3. SORSA-IAFR 2025 Congress

SORSA and the International Association of Forensic Radiographers (IAFR) will jointly host the SORSA-IAFR 2025 congress at the CCCC in Cape Town from 5-7 September 2025. Arrangements for the event are at an advanced stage. There will be 2 separate tracts, namely, SORSA (general) and IAFR (forensic) tracts. Highlights of the programme include both general and forensic radiography tracts comprising the following themes.

- Artificial Intelligence (AI) in Imaging
- Diagnostic Reference Levels (DRLs)
- Ethics and Medico-legal Implications in Radiography
- Research
- Advances in Nuclear Medicine and Combination Therapy in Oncology
- Radiation Protection
- Back to Basics in Forensic Radiography
- Paediatric Forensics, Forensic Radiology of Inflicted Trauma
- Role of Forensic Imaging in Human Rights Investigations
- Unexpected Applications of Forensic Imaging
- Emerging & Future Technologies in Forensic Imaging

There will be a call for abstracts related to these themes. Prizes will be awarded for the best oral and poster presentations. CEUs will be awarded for attendance on a per session basis. More info on: <https://consultus.eventsair.com/2025-sorsa-iafr-congress/>



5 - 7 SEPTEMBER 2025

SORSA-IAFR 2025 CONGRESS

CENTURY CITY CONFERENCE CENTRE • CAPE TOWN • SOUTH AFRICA

Themes | SORSA

- Artificial Intelligence (AI) in Imaging
- Diagnostic Reference Levels (DRLs)
- Ethics and Medico-legal Implications in Radiography
- Education and Training - environmental sustainability
- Research
- Advances in Nuclear Medicine and Combination Therapy in Oncology
- Radiation Protection

Themes | IAFR

- Back to Basics in Forensic Imaging
- Paediatric Forensics
- Forensic Radiology of Inflicted Trauma
- Role of Forensic Imaging in Human Rights Investigations
- Unexpected Applications of Forensic Imaging
- Emerging & Future Technologies in Forensic Imaging

 SOCIETY OF RADIOGRAPHERS OF SOUTH AFRICA

 THE INTERNATIONAL ASSOCIATION OF FORENSIC RADIOGRAPHERS

 **ISRRT**
INTERNATIONAL SOCIETY OF RADIOGRAPHERS & RADIOLOGICAL TECHNOLOGISTS

<https://consultus.eventsair.com/2025-sorsa-iafr-congress>

3. Provincial CPD events

For the benefit of members, Provincial representatives are encouraged to hold CPD related meetings such as seminars and workshops in their respective provinces.



Society of Radiographers
of South Africa

SUBMISSION OF CONTINUED PROFESSIONAL DEVELOPMENT (CPD) POINTS/ CONTINUING EDUCATION UNITS (CEUs) TO THE HPCSA

Ferial Isaacs (SORSA CPD Committee Chairperson)

SORSA is both a **HPCSA-accredited CPD service provider** and a **CPD accreditor**.

As a **service provider** SORSA offers virtual and face-to-face CPD activities to members and non-members. Attendance of the CPD activities is monitored electronically. The CPD record of all HPCSA registered attendees' CEUs are submitted by SORSA to the HPCSA for uploading to each attendees' CPD profile. CPD certificates are not automatically issued but may be requested by the attendee for example, health professionals who are not registered with HPCSA.

- CEUs that are earned as attendees or presenters at webinars, symposia, conferences and congresses are submitted to the HPCSA four – six weeks after the event by the events company (ConsultUS sunevr@consultus.co.za) on behalf of SORSA.
- CEUs that are earned by (i) completing multiple choice questions (MCQs) of directed reading programmes (DRPs) available on the SORSA website for members, (ii) reviewing South African Radiographer (SAR) articles and developing MCQs for DRPs, are submitted mid-month and at the end of the month.

As a **CPD accreditor** SORSA accredits CPD activities offered by service providers (HPCSA accredited and non-accredited) for example, local and international organisations, institutions and individuals. The CEUs are submitted directly to HPCSA by the service provider or by SORSA on behalf of the service provider.

SORSA does not submit CEUs to the HPCSA if health professionals are not registered with the HPCSA. A CPD certificate will be issued on request.

For requests/queries regarding the submission of CEUs to the HPCSA and/or CPD certificates kindly email: sorsacpd@gmail.com



23rd CONGRESS OF THE ISRRT

Hesta Friedrich-Nel (SORSA ISRRT Representative)

The 23rd congress of the International Society of Radiographers and Radiologic Technologists (ISRRT) took place from 6 to 9 June 2024 at the Hong Kong Exhibition Centre (HKEC), Wan Chai, Hong Kong with the theme: personalised care in medical imaging and radiation therapy. The Hong Kong Associations of Radiation Therapists, Hong Kong Radiographers' Association, Hong Kong College of Radiographers and Radiation Therapists, and The Hong Kong Polytechnic University organised the conference with the ISRRT.

As is the custom at these congresses, the opening session was spectacular. Each country's representative participated in the ceremony (see pic 1 and 2). In Chinese tradition, the lion and the mascot welcomed the delegates to Hong Kong before the ISRRT president, Napapong Pongnapang officially opened the conference by lighting the globe (see pictures 3 & 4). One of the traditions at the ISRRT congress is the Hutchinson lecture. This year, Prof Patric Brennan, a global leader in medical imaging optimisation and the world's highest-ranked researcher in Medical Radiation Sciences and Chair of Diagnostic Imaging at the University of Sydney, presented the lecture. In the lecture with title 'Six Imperatives Plus One', Prof Brennan said that to advance professionally, a positive attitude, the willingness to learn, and being surrounded by great mentors in the workplace, are important.



Pic 1: ISRRT representative with the banner ready for the opening ceremony



Pic 2 : ISRRT member countries during the opening ceremony




Pic 3: Delegates are entertained and welcomed in Hong Kong



Pic 4: The ISRRT president lights the globe to officially declare the congress open

The congress sessions consisted of three or four proffered papers during an hour, cross-disciplinary keynote lecturers, and vendor sessions. As always, one had difficulty in choosing which sessions to attend. The choices were papers on management, radiotherapy, AI, MRI, CT, quality and safety in diagnostic radiology, radiation safety, proton therapy, research and advanced practice, and education in radiography, ultrasound, and mammography. The quality of the papers provided evidence of the advances in imaging technology and radiation therapy. Three South African delegates read papers and there were three poster presentations. The posters were available in electronic format, and one could browse the posters at several stations (see pic 5).

After the closing ceremony, there was a hospital visit to the Hong Children's Hospital (HKCH). The HKCH is designed to create a personalised, non-institutional, child-friendly, comfortable, and home-like environment that provides the best clinical care by taking a patient-centred approach. This was one of the highlights of seeing such a well-resourced and well-organised space. Among others, Disney Land is a sponsor. It is not surprising that in 2021, the Radiology Department was recognised with the Hospital Authority Merit Team Award for their children-centred imaging service (see pic 6 & 7).



Pic 5: The SORSA President presenting a poster



Pic 6: Will Lee demonstrated the themed lead aprons for the children-centred imaging service (with permission from HKCH)



Pic 7: A closer look at the themed lead aprons (with permission from the HKCH)

Please note that the 24th ISRRRT congress will take place from 27 to 29 October 2026, at the Dubai World Trade Center (Website: isrrtdubai.com). Early bird registration and abstract submission are already active. For information, contact Info@isrrtdubai.com or visit the website www.isrrtdubai.com. In addition, the 25th ISRRRT congress will be in Nice France, in the French Riviera area during April/May 2028. Please visit the ISRRRT's website (www.isrrt.org) often as it is loaded with additional information, education, and research opportunities and initiatives.

ISRRT REGIONAL AND COUNCIL MEETINGS DURING THE ISRRT WORLD CONGRESS IN HONG KONG, JUNE 2024

Riaan van de Venter (SORSA OBSERVER)

I wish to express my gratitude to EXCO for affording me another opportunity to represent the Society at the 2024 ISRRT regional and council meetings as an observer. I outline my take home messages from each of the two meetings. These are my personal observations and views.



Europe-Africa regional meeting

The meeting was conducted in a good spirit. The purpose for the meeting was underscored to be a collaborative learning experience between the countries in attendance, to discuss issues that are important to the region and to plan for the future. There were not many countries present at this meeting. The discussions were lively and focussed around radiographer retention and related workforce matters. During this meeting we were informed that the Middle East council meeting agenda item was withdrawn as it needs further investigation and thinking. We were reminded that 17 September 2024 is Patient Safety Day. Elizabeth Balogun also spoke about a WHO survey for medical imaging practitioners in Africa. The idea of region specific position statements and/or endorsement of national documents by the ISRRT were also put to those in attendance but it was not thoroughly discussed. It appears that some regions and member societies would like something like this. What was clear from this meeting was that no matter where we are, the challenges that we face as professionals and a profession are very similar. Then lastly, a possible reason for poor communication from the ISRRT with our Society is that our old details are still on the website. I know our ISRRT representative has been in touch with the CEO to get this sorted.



ISRRT council meeting

The council meeting was held in hybrid mode with some representatives online. This created an interesting dynamic in the room and how the meeting was conducted. What my main impression of the current focus of the ISRRT board was that education/upskilling and partnering with industry appeared to be a big focus to contribute to the advancement of the profession globally. What was my most surprising take away from this meeting was when we were informed that the Pacific Islands have no radiologists, and here radiographers are responsible for both traditional roles of radiographers and radiologists. There was some discussion around the reclassification process of radiography on the ILO classification since the new cycle for applications are open. I was also wondering during the meeting whether there is not a possibility for us as a member society of the ISRRT to leverage on the ISRRT partnerships with industry for our own congress and CPD events perhaps.

It was another enlightening experience to listen to the various delegates from the various regions and to network with some.



The next World Congress is in Dubai in 2026 and Nice, France in 2028. Both promise to be out of this world experiences for the mind and senses.



ISRRT 2024 CONGRESS

Khomotso Motiang

I would like to express my sincere gratitude to SORSA for the opportunity to participate at the World Congress, to learn, build collaborations and share my work with colleagues across the globe.



Pre-conference workshop: 07/06/2024

Pre-conference workshop Leadership: Exploring Effective Leadership in Medical Radiation Sciences via the Genome Leadership Framework. The workshop aimed to develop and promote leadership capacity within radiography community through dialogue and interactive learning activities, explaining how effective leadership plays role in driving innovations and optimizing patient care in a complex healthcare environment that is couple with rapid change on technology. It was an interactive hands-on workshop. We were introduced to various leadership styles, e.g. transformational, transactional, democratic, servant, charismatic and situational leadership, and required to analyse case scenarios to identify the different elements of leadership styles. We were given case scenarios to review different leadership styles in various contexts; and explored and reflected on leadership styles in given scenarios; and discussed options on how we can measure our leadership goal attainment. They use the Genome Leadership Framework (GLF).

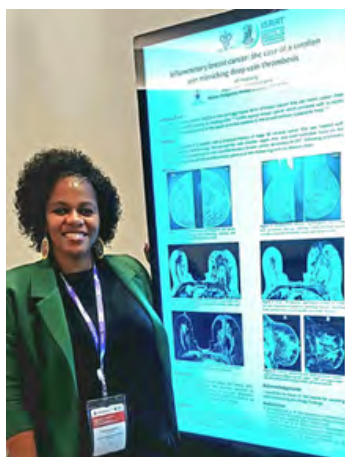
- Leading through change to initiate, strategize, inspire, and provide constructive feedback.
- Distributed leadership focusing on shared leadership and empowering team members to
- Assume responsibility to drive innovation and change in medical radiations
- Research Scholarship leading the charge in building research capacity, securing grants and
- Advancing research to enhance personalized care delivery
- Exemplary Leadership leading by example, maintaining transparency.

Conference Presentations

- Hutchinson Lecture: highlighted importance of research and collaboration and implementing research findings to make change and improvements in the profession and patient care.
- Personalized care: a panel discussion centered on practical strategies for implementing personalized care in everyday clinical settings, through interdisciplinary collaboration, continuous education, and engaging patients in their healthcare.
- AI: gap is still huge in developed countries, and the development and application of AI tools for the various body region and conditions needs to be taught at undergraduate level. AI tools that have been approved, are also underutilized. AI is used in forensic imaging for improved accuracy and estimation in bone age analysis.
- Clinical practice: case, research and systematic review ins CT and MRI protocols and radiological features of the various medical conditions to improve image quality, diagnostic accuracy and the quality of life. Modifying CT and MRI protocols as part of personalized care, and as part of standard operating protocols for the department. Strategies to minimize contrast media effects by minimizing contrast dose, iodine concentration and using non-iodine based contrast media as standard protocols.
- Radiation Safety: research shows that dose during chest x-ray can still be reduced, as one of the most performed examinations, and that a lot still need to be done to reduce dose from primary and scatter radiation for different body regions for paediatrics and adults through standardizing exposure parameters and QA. Protective lead shielding also needs to be monitored for its effectiveness.
- Research: Encourage ongoing professional development and training for radiographers to keep pace with technological advancements. Continue to invest in research to explore new imaging techniques and improve existing practices.
- Collaboration: Strengthen international partnerships and knowledge exchange to address common challenges and drive innovation in radiography.
- Exhibition hall: different vendor stalls showing advances in different imaging techniques and modalities, of special interest for me were CT breast and CT densitometry.
- Paediatric imaging: intervention for paediatric imaging immobilization devices and intervention to improve image quality and diagnosis. Visited Hong Kong Children's Hospital on a guided tour show casing modern sophisticated paediatric imaging equipment, with MRI simulator to minimize paediatric sedation, in child friendly environment.

My Presentations: 3x ePoster


1. **Inflammatory breast cancer: the case of a swollen arm mimicking deep vein thrombosis.** The aim was to share light on the radiological features of inflammatory breast cancer on MRI, raise awareness about this rare type of breast cancer to empower women to seek health care early for improved health outcomes, and how access to MRI remains barrier to follow-up diagnosis in developing countries.



2. Does higher education hone academic and professional competencies to thrive in the present diverse and unpredictable life and dynamic future? This was the results of a survey that I conducted among the first-year radiography students at SMU about inter-professional education and collaborative practice, to assess the attainment of the IPECP competencies related to communication, collaboration, roles and responsibilities, collaborative patient/family-centered approach, conflict management and team functioning. The purpose was to share light on how IPECP fosters teamwork, social cohesion, openness toward different worldviews, and engage with others respectfully; and how IPECP can be integrated on radiography curriculum to equip our students to better respond to the socio-economic challenges in the real work situation in the current diverse and dynamic future, to ensure better use of radiology resources to improve health in resource-constrained settings.



3. Pre and postnatal imaging of thoracic aneurysm: the case of a delicate balance between maternal and child health outcomes for personalized care. This was a case report of pre and postnatal imaging of aneurysm of the ascending aorta, to highlight the role of MRI and CT and computed tomography (CT) in cardia imaging. The purpose was to share light on the complications of fusiform aneurysm if left untreated, and justification of radiological examinations as the key to personalized care to advance the 2030 Agenda for Sustainable Development.



I would like to express my sincere gratitude for this international platform for growth and development, and to build collaborations. I received positive feedback from the students saying that they are motivated to stay in the profession as they realised that there are many opportunities for personal and professional growth and development.

ISRRT 2024 CONGRESS

Johanna Palmer (SORSA observer)

Thank you very much to SORSA EXCO for allowing me the opportunity to be an observer at the 2024 ISRRT World Congress in Hong Kong.

I was very fortunate to be accompanied by our SORSA President, Dr Riaan van de Venter and our ISRRT rep, Prof Hesta Friedrich-Nel. I felt at ease in their presence and they graciously welcomed me in this new role as a SORSA observer.



I attended the ISRRT back in the early 2000's, when it was hosted by South Africa. Being asked to be an observer and experiencing and being privy to attending the regional and council meetings, was my 1st though. Being part of Bellville SORSA committee for many years (20 odd years I think) in a sense made this the epitome of my journey with SORSA. Both the proceedings of the regional and council meetings were familiar to me, yet so much more and on a larger and grandeur scale. Being part of these proceeding, embodies a sense of appreciation for the profession and all that is being done and accomplished all over the world by likeminded radiographers who strive to uplift our profession in all aspects and spheres. Shaking hands with individuals and meeting new people who all had a common interest; we were radiographers. We all looked different, dressed different, spoke different but were bound by our profession as one.



The Hong Kong Radiography Society pulled out all the stops to make this an unforgettable experience for each delegate. From their selection of speakers who kept all glued to their seats as they shared their latest research, innovations and newest technologies, to the involvement of their radiography students and not to even mention the involvement of the city's travel and tourism board. The social functions stood out as it was clear that the idea was; we value you as a radiographer and this is how we repay you for your valued input into the profession. Enjoy Hong Kong and what we offer you.



The 1st function was the council dinner at the Polytechnic University. The organising was superb. The food was new and somewhat strange but so enticing to tempt to your palette. The company was engaging, and new friendships and promising collaborations were formed. The crystal bus tour took us around the city and we enjoyed an overview of what the city has to offer. The final Gala Dinner was an actual boat cruise in and around the harbor and showcasing a spectacular "symphony of lights". Buildings light up with synchronizing lightning, lasers and LED displays to create the most awesome pyrotechnic displays. This was the highlight of my visit to Hong Kong. Being part of such an amazing event, you somehow feel, WoW, this was all done for me, the radiographer from Cape Town!



Hong Kong, I salute you. Dubai, you have major shoes to fill.



SORSA MEMBERSHIP

BENEFITS OF BEING A MEMBER OF SORSA

Receive a journal twice a year with free CPD activities to gain accredited CEUs.
Have access to national congresses at a discount.
Have access to regional/provincial/national CPD activities: e.g. symposia/webinars at a discount (if not free).
Access to free directed reading programmes (DRPs) which can be used to obtain CEUs.
Have opportunities for obtaining CEUs by completing the CPD questions in journal.
When applicable, have the right to apply for financial support to attend conferences.
SORSA provides input on relevant input/documentation: e.g. Regulations defining the scope of the profession of radiography/ compilation of position statements

MEMBERSHIP FEES FOR 2025

Please note, from 2025, the only payment option for membership is by means of electronic transfers (EFT).

Membership type	Amount
Ordinary member	R575.00
International (non-South African member)	R575.00
Associate member	R287.50
Institutional membership	R1150.00
Student member	R287.50
Supplementary member	R287.50

Banking details:

Account holder: Society of Radiographers of South Africa

Nedbank Cheque Account

Account Number: 1381293093

Branch code: 198 765

Reference: 13 digit ID number/ DR number



STAY CONNECTED WITH SORSA

Website:

www.sorsa.org.za

**The South African
Radiographer:**

www.sar.org.za



Facebook:

Society of Radiographers of
SA_NC

Admin office email:

sorsaoffice@gmail.com

DISCLAIMER

The views expressed in this newsletter (unless otherwise stated) and the inclusion or exclusion of any medicine, procedure or pictorial communication, do not necessarily reflect the views of the Society of Radiographers of South Africa (SORSA).